



✕ Range of heights - 6U through to 21U

✕ Quick release side panels for easy access

✕ Available Flat Pack or Assembled

Features

✕ Range of heights - 6U through to 21U

✕ Choice of colour

✕ Quick release doors and side panel

✕ Removable cable entry panel in top and base

✕ Quick release side panels for easy access

✕ Aesthetically pleasing framed safety glass front door

✕ Adjustable front and rear 19" mounting profiles

✕ Available Flat Pack or Assembled

Product Overview

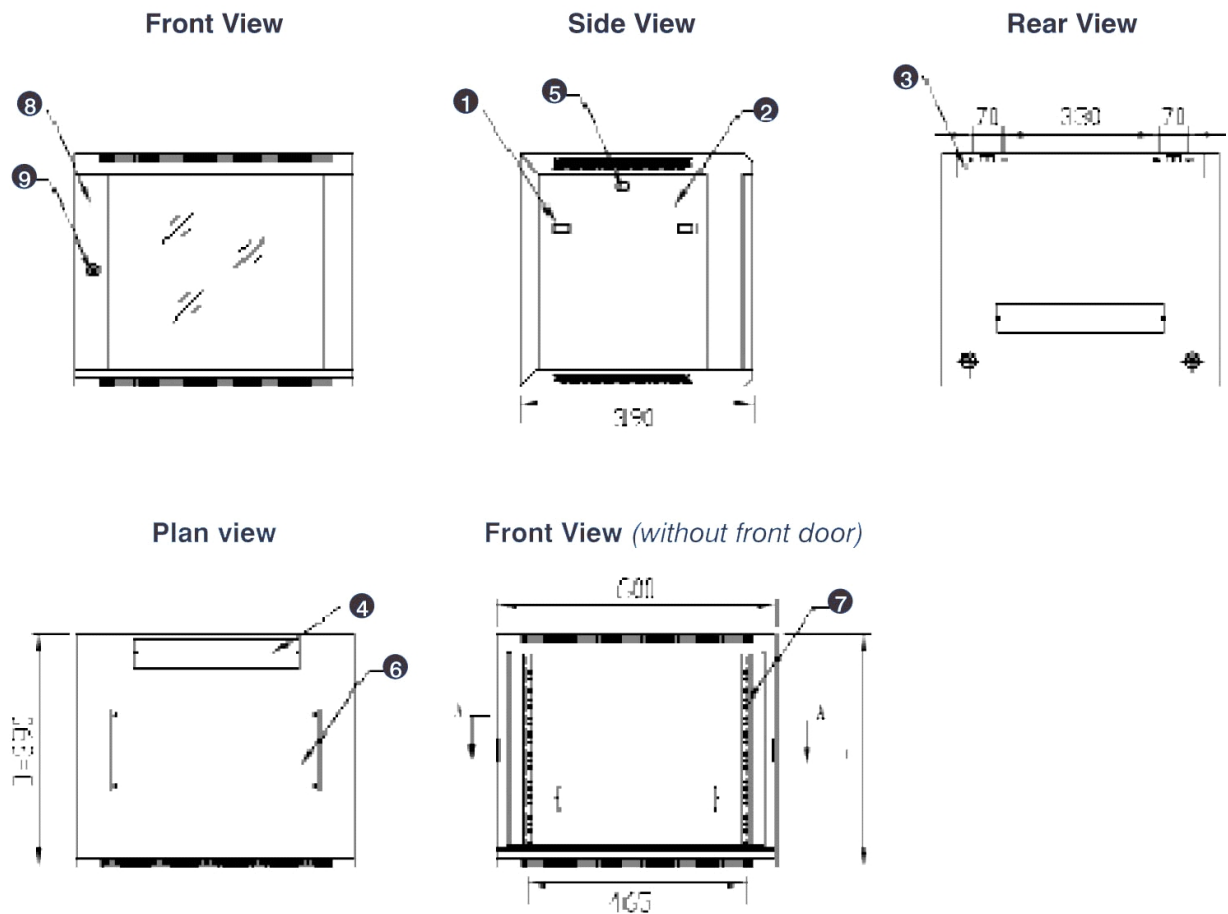
The Excel 500 series is a range of 19" 500mm wall mount enclosures designed for installation of both cabling and equipment, and is ideal for use across a range of applications including local area networking (LAN) cabling and hardware, and the housing of security and audio and visual equipment.

Each cabinet is designed with strength, ease of use and aesthetics in mind. Features such as quick release doors and side panels, fully adjustable front and rear profiles and above average access through the either the top or base of the cabinet make the product extremely flexible and easy to install cables and equipment into. The wall mount cabinets are available assembled or flat pack. The flat pack supplied version permits makes handling the cabinet onsite simple for one person. Due to the design the cabinet can be assembled 'on the wall' for ease.

A full range of Excel accessories are available to complete cable or equipment installation from shelving through to ventilation

and power distribution units.

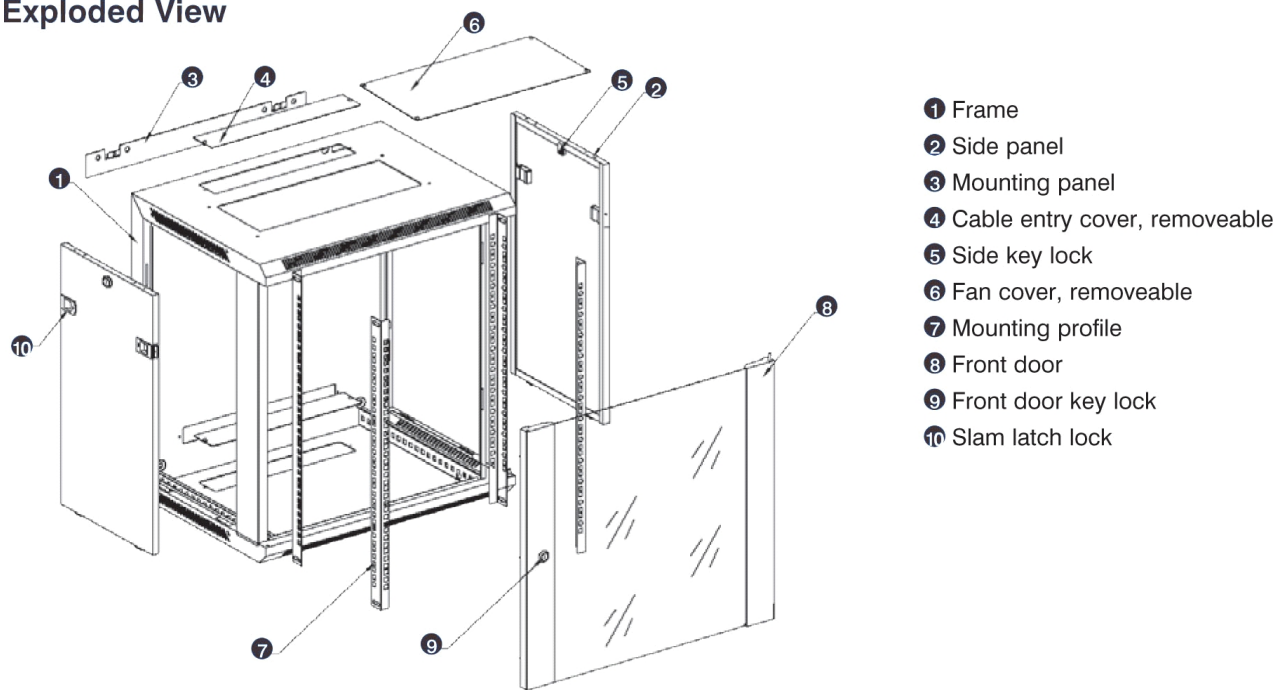
Sectional Views



- ❶ Slam latch lock
- ❷ Side panel
- ❸ Mounting panel
- ❹ Cable entry cover, removeable
- ❺ Side key lock
- ❻ Fan cover, removeable
- ❼ Mounting profile
- ❽ Front door
- ❾ Front door key lock

All dimensions are shown in mm

Exploded View



Product Specification

Material Thickness

Frame	1.20mm
Top cover and fan entry plate	1.20mm
19" mounting angles	1.50mm
Side panels	1.20mm
Front door frame	1.20mm
Front door glass	5.00mm

Product Standard Compliance

Manufacturing facility	ISO 9001:2000
19” mounting angles	IEC297-1
Overall cabinet dimensions	IEC297-2
Load carrying capacity	60kg
Paint finish, grey cabinet	RAL 7044
Paint finish, black cabinet	RAL 9004
Front door blue trim	RAL 5013
Glass door, safety specification	BS3193:1993
Surface treatment	Phosphate Coating


Part Numbers - Flat Pack Cabinets

U Size	Width (mm)	Overall Height (mm)	Depth (mm)	Part Number - Grey	Part Number - Black
500 Series					
6U	600	368	500	WBFP6.5SG	WBFP6.5SGB
9U	600	501	500	WBFP9.5SG	WBFP9.5SGB
12U	600	635	500	WBFP12.5SG	WBFP12.5SGB
15U	600	769	500	WBFP15.5SG	WBFP15.5SGB
18U	600	901	500	WBFP18.5SG	WBFP18.5SGB
21U	600	1037	500	WBFP21.5SG	WBFP21.5SGB

The Excel series of wall mount cabinets are also available in 390mm and 600mm depths.
We also supply a broad range of floor standing cabinets.



- Aesthetically pleasing design with framed glass front door



- Lockable, quick release side panels, for maximum access into cabinet



- Cable entry cut out in top and base

- Angled vented roof

- Adjustable 19" mounting profiles

Excel is a world-class premium performing end-to-end infrastructure solution - designed, manufactured, supported and delivered - without compromise.

Contact us at sales@excel-networking.com

excel
without compromise.

E&OE. Excel is a registered trade name of Mayflex Holdings Ltd.

www.excel-networking.com