



- X Schuko DIN49441 style sockets
- X High quality, light weight aluminium housing
- X Switched and unswitched options
- X LED indicated unit power
- X Upto 12 sockets per unit

Features

- Schuko DIN49441 style sockets
- Switched and unswitched options
- Upto 12 sockets per unit
- 3 metre input lead terminated with 2 pin 16AMP fused DIN49441 plug
- External earth facility
- High quality, light weight aluminium housing
- LED indicated unit power
- Choose from vertical and horizontal mounting options
- 250 volt AC, 50/60Hz Rating
- CE compliant, ROHS compliant

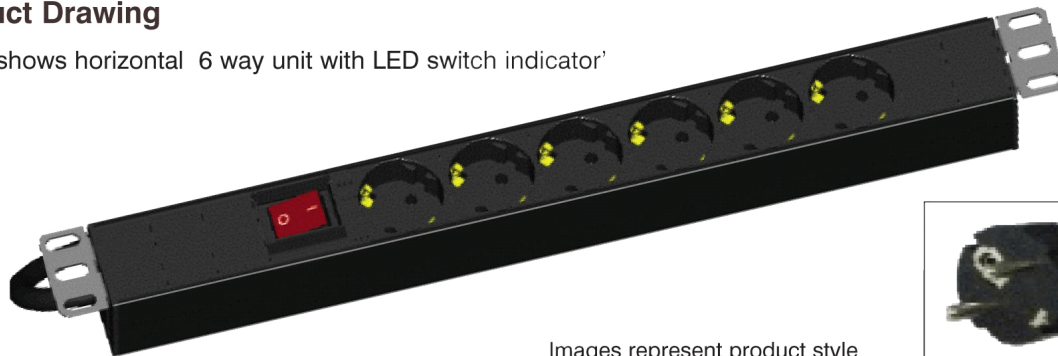
Product Overview

The Excel range of power distribution units are designed for installation and use within 19" networking cabinets and enclosures. Each unit comprises a high quality aluminium extruded housing into which are loaded upto 12 sockets. In this particular range each socket is 'Schuko' style, manufactured in accordance with the DIN49441 standard, the 3 metre input lead is terminated with a 16 Amp rated 2 pin DIN49441 plug top.

The range of available units includes 19" horizontally mounted, higher density vertical mounted options, and a choice of styles with our without switches to control input power to the unit itself. The unswitched versions have a LED indicator to confirm power to the unit, in the switched versions the switch itself acts as the LED indicator, as shown in the drawing below.

Product Drawing

Image shows horizontal 6 way unit with LED switch indicator'




Images represent product style only. Switched unit shown.

Product Specification - Housing


Socket Type	Schuko DIN49441 Style
Max No of sockets - Switched	8 - Horizontal or Vertical mounting
Max No of sockets - Unswitched	9 - Horizontal mounting, 12 - Vertical mounting
Input Lead	3 metre 3core 1.5mm cable terminated with 2 pin Schuko DIN49441 style - 16AMP rated
Rated voltage	250 V AC 50/60 Hz
Rated current	16 Amp
Maximum power	4000 W
Unit Control	LED indicator. On/off rocker switch
Fixing Kit	M6 x 4 fixings, user manual, 6mm earth cable
Safety Mark	CE certified

RoHS Compliance

Yes



2 Pin DIN49441 Socket



2 Pin DIN49441 Plug



LED Shrouded Switch

Product Dimensions

Model	Overall Dimensions			Case Length	Mounting Centres
	Length	Width	Height		
Switched PDUs					
4 Way	479 mm	44.4 mm	62 mm	426 mm	465 mm
5 Way	479 mm	44.4 mm	62 mm	426 mm	465 mm
6 Way	481 mm	44.4 mm	62 mm	428 mm	465 mm
8 Way	482.6 mm	44.4 mm	62 mm	430 mm	465 mm
Unswitched PDUs					
4 Way	482 mm	44.4 mm	62 mm	429 mm	465 mm
5 Way	484 mm	44.4 mm	62 mm	431 mm	465 mm
6 Way	484 mm	44.4 mm	62 mm	431 mm	465 mm
8 Way	488 mm	44.4 mm	62 mm	435 mm	465 mm
9 Way	565 mm	44.4 mm	62 mm	512 mm	538.5 mm
10 Way	479 mm	44.4 mm	62 mm	426 mm	465 mm
12 Way	651 mm	44.4 mm	62 mm	598 mm	624.5 mm

Part Number Information - Switched Units

Part No.	Description
555-070	4 Way Schuko Socket PDU - Schuko Plug - Switched
555-071	5 Way Schuko Socket PDU - Schuko Plug - Switched
555-072	6 Way Schuko Socket PDU - Schuko Plug - Switched
555-073	8 Way Schuko Socket PDU - Schuko Plug - Switched

Part Number Information - Unswitched Units

Part No.	Description
555-080	4 Way Schuko Socket PDU - Schuko Plug - Unswitched
555-081	5 Way Schuko Socket PDU - Schuko Plug - Unswitched
555-082	6 Way Schuko Socket PDU - Schuko Plug - Unswitched
555-083	8 Way Schuko Socket PDU - Schuko Plug - Unswitched
555-084	9 Way Schuko Socket PDU - Schuko Plug - Unswitched
555-085	10 Way Schuko Socket PDU - Schuko Plug - Unswitched
555-086	12 Way Schuko Socket PDU - Schuko Plug - Unswitched

Please contact your local Excel sales office for availability

Suitable for use in Germany, Austria, Finland, Luxembourg, Netherlands, Norway, Portugal, Sweden and Spain. May also be used in France and Belgium.

Excel is a world-class premium performing end-to-end infrastructure solution - designed, manufactured, supported and delivered - without compromise.

Contact us at sales@excel-networking.com

excel
without compromise.

E&OE. Excel is a registered trade name of Mayflex Holdings Ltd.

www.excel-networking.com